




# Car & Landing Operating Panels

LIFT YOUR AESTHETICS



**KLEEMANN**<sup>TM</sup>  
Your 1<sup>st</sup> Choice in Lifts

SM 2150 XX\*



COP SMPC 2150 XX: option for illumination

SM BA XX\*



SM BAU XX\*



## SMPC XX\*

Surface mounted KLEEMANN COPs, standard type or customized to the car specific dimensions.

### BENEFITS

- Easy and fast to install
- No requirements for cut-out apertures in the car wall panels for the COPs mounting
- Construction and design customized to specific needs
- Full EN 81-70 compliance

Any type of push button or floor position indicator (display) shown in page 6 is also available for the surface mounted Kleemann COPs.

\*XX number of push button recesses


Scale 1:12

# HORIZONTAL COPs

NPY 1000



NPY 500



Scale 1:10

Any type of push button or floor position indicator (display) shown in page 6 is also available for the horizontal COPs. Dimensions vary according to the number of the call push buttons.

## AKC BES L /TL/T/XX\* (FULL HEIGHT)

Any type of push button or floor position indicator (display) shown in page 6 is also available for the standard fixation COPs.


\*XX number of push button recesses

NOTE: The distance of the 1st button from the cabin floor is 900 mm ACCORDING EN 81-70. (IF SKIRTING 100 mm)


AKC BES XX\*



AKC BESL XX\*



AKC BESTL XX\*



AKC BEST XX\*



2000 mm

2000 mm

2000 mm

2000 mm

800 mm

—200 mm—

—200 mm—

—200 mm—

—200 mm—

Scale 1:12

## AKC

AKC: COP without embedded box and telephone box

AKC HB: COP with embedded box, without telephone box

AKC HBT: COP with embedded box and telephone box

AKC HBT XX\*



AKC XX\*



AKC HB XX\*



TYPE	NUMBER OF PUSH BUTTON RECESSES	FACEPLATE DIMENSIONS (Y x X)	EMBEDDED BOX / APERTURE DIMENSIONS
AKC	4 to 8	615 X 200	585 X 170 (APERTURE)
	12 to 14	760 X 200	730 X 170
AKC HB	4 to 8	700 X 200	660 X 170
	10 to 16	870 X 200	825 X 170
	18 to 22	1035 X 200	995 X 170
AKC HBT	4 to 8	865 X 200	825 X 170
	10 to 16	1035 X 200	995 X 170

The depth of the embedded boxes is 55mm

Any type of push button or floor position indicator (display) shown in page 6 is also available for the standard fixation COPs.

\*XX number of push button recesses



## AKL SMQR



## SMQR 500 DM\* SMQR 701 LA\*



\* For non standard coloured displays delivery time and price upon request

### BENEFITS:

- Easy installation and reduced installation time (no need for aperture)
- More than 40 possible combinations (buttons, displays, and different faceplate formations)
- Full EN 81-70 compliance
- High degree of customization and aesthetics

## SMSC



Scale 1:5

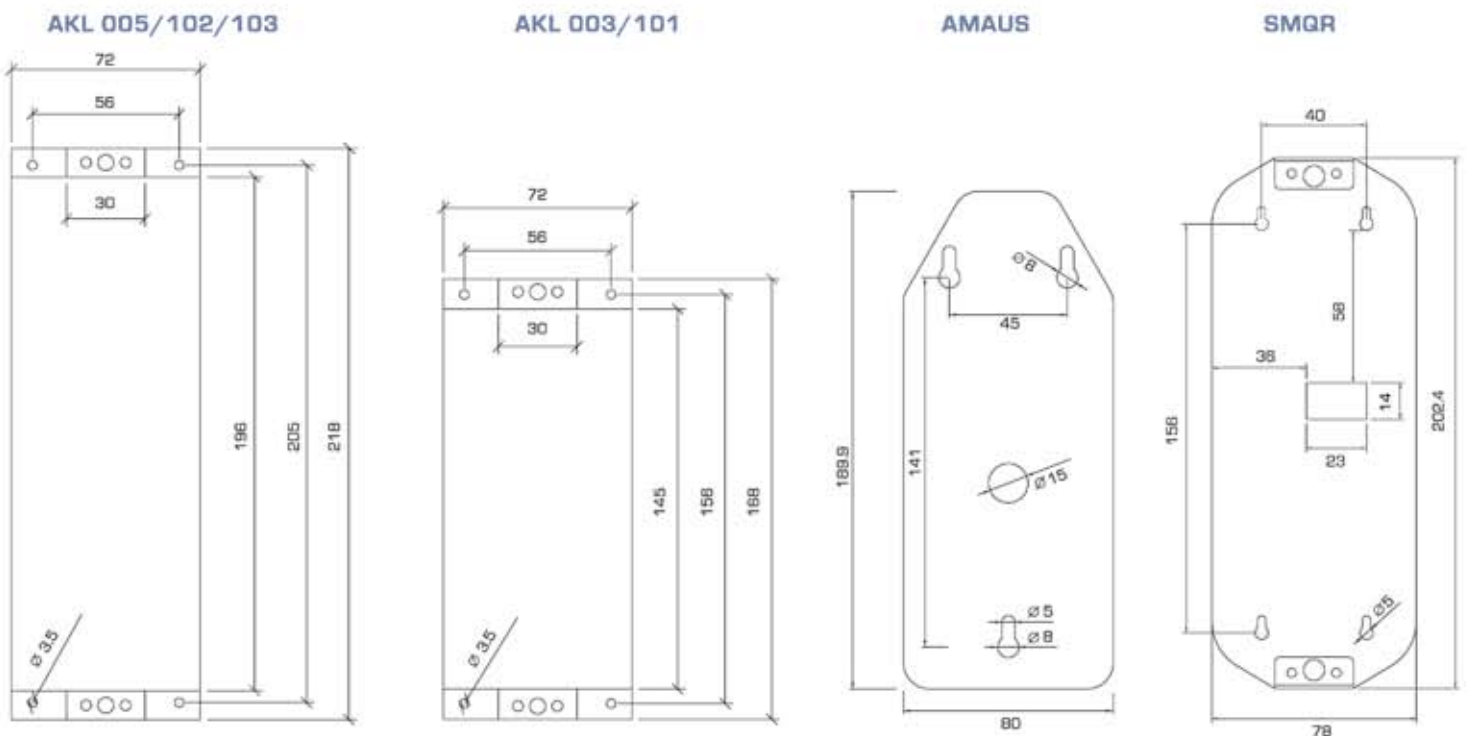
Order specifications should include the type of push buttons and displays.

SATIN OR MIRROR STAINLESS STEEL FACEPLATES-SPECIAL STAINLESS STEEL FACEPLATES AVAILABLE UPON REQUEST

## AKL



## EMBEDDED BOXES FOR LOPs



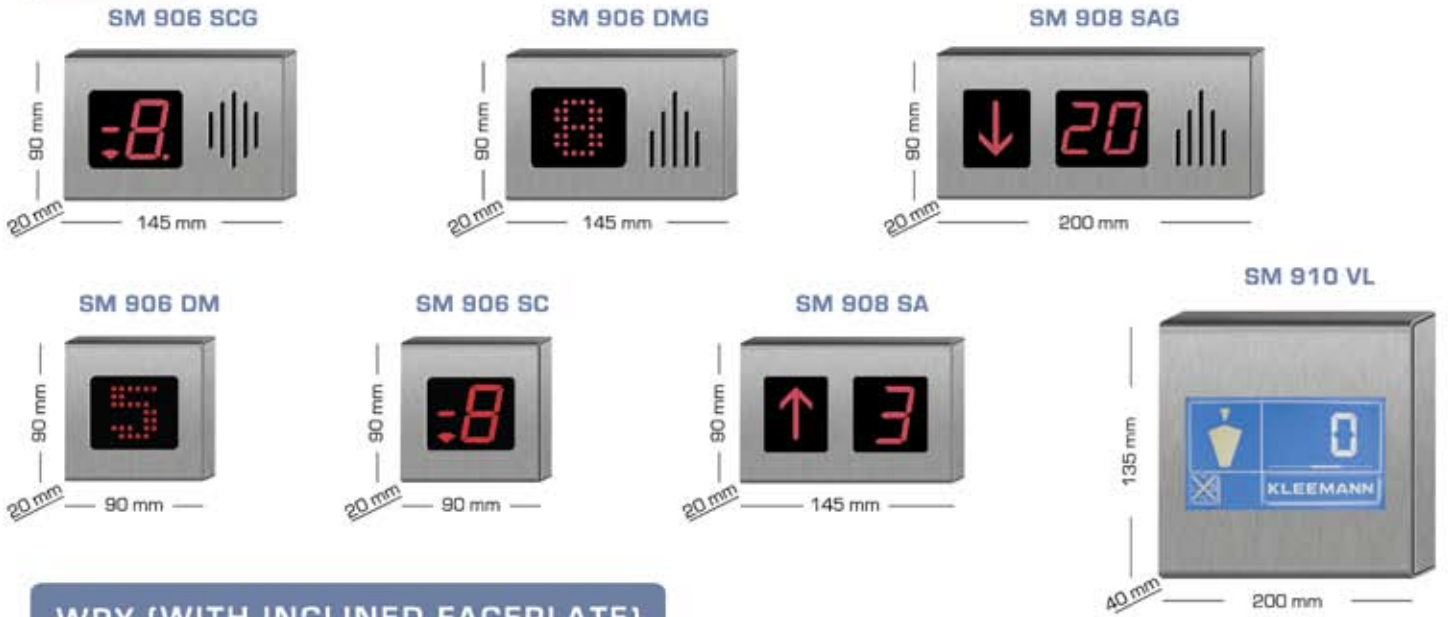
The depth of the embedded boxes is 55mm

Scale 1:5

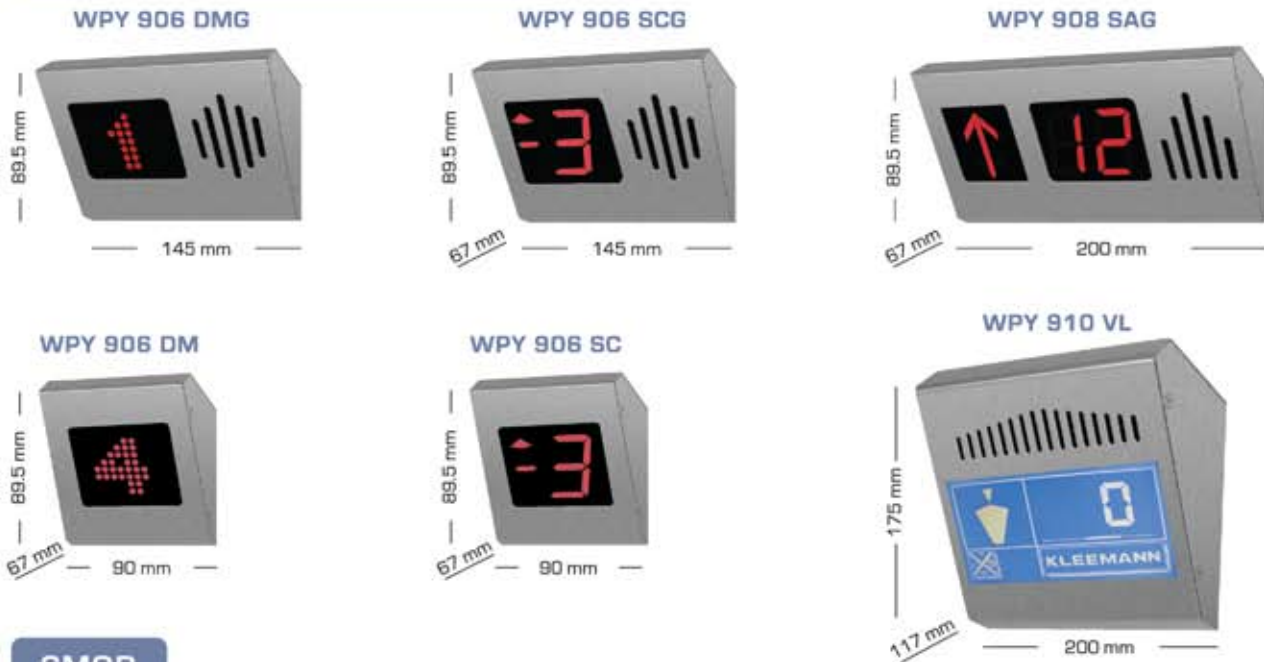
For detailed drawings please contact KLEEMANN exports department.

SATIN OR MIRROR STAINLESS STEEL FACEPLATES-SPECIAL STAINLESS STEEL FACEPLATES AVAILABLE UPON REQUEST

## SM



## WPY (WITH INCLINED FACEPLATE)



## SMQR



Scale: 1:5





	FMQ	FMR	NSK	HMG 4	NSK 60	HMG 50
SHAPE	□	○	□	○	□	○
TACTILE	✓	✓	✓	✓	✓	✓
OR POLYCARBONIC	—	—	✓	✓	—	—
SATIN ST/ST	✓	✓	✓	✓	✓	✓
OR MIRROR ST/ST	✓	✓	✓	✓	✓	✓
EN 81.70	✓	✓	—	—	✓	✓
BRILLE	UPON REQUEST					—

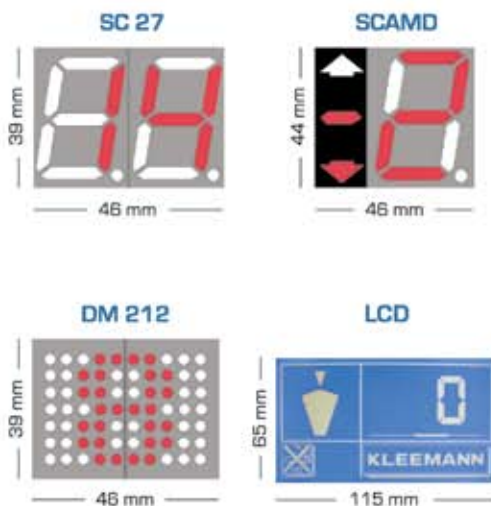
## KEY SWITCHES

STANDARD TYPE

SCHAEFER TYPE



# DISPLAYS



## TECHNICAL FEATURES DISPLAYS

MODEL	SUPPLY VOLTAGE	ARROWS		INPUT SIGNAL CODING		INPUT SIGNAL VOLTAGE LEVEL	
		CONSTANT	SCROLLING	BCD	DECIMAL	12V DC OR 0V DC	24V DC OR 0V DC
SC 27	24V DC	—	—	✓	—	—	24V DC
SCAMD	24V DC	✓	—	✓	✓	—	✓
SCAMD	12V DC	✓	—	✓	✓	✓	—
DM2 12	24V DC	—	✓	✓	✓	—	✓
DM2 12	12V DC	—	✓	✓	✓	✓	—
LCD	24V DC	—	✓	✓	—	—	✓

Order specifications should include the type of push buttons and displays.



**KLEEMANN™**  
Your 1<sup>st</sup> Choice in Lifts

## KLEEMANN SOLUTIONS

### COMPLETE LIFT SYSTEMS

- MACHINE ROOM HYDRAULIC / TRACTION SYSTEMS
- MACHINE ROOM LESS HYDRAULIC / TRACTION SYSTEMS
- MAISONLIFT
- EARTHQUAKE RESISTANT LIFT
- COMPACT, DUMBWAITER

### LIFT ASSEMBLIES

- CABINS
  - PASSENGER CABINS
  - FREIGHT / GOODS CABINS
  - FIREFIGHTING CABINS
  - PANORAMIC CABINS
- DOORS
  - AUTOMATIC DOORS WITH VVVF OPERATOR
  - FOLDING DOORS
  - SEMI-AUTOMATIC LANDING DOORS
  - CIRCULAR DOORS
  - MODERNIZATION DOORS
- ELECTRONICS
  - CONTROLLERS
  - CAR AND LANDING OPERATING PANELS
  - PRE-WIRING
- HYDRAULIC ELEVATION SYSTEMS
  - PISTON AND CYLINDER ASSEMBLY
  - POWER UNITS
  - CAR FRAMES
  - GUIDE RAILS
  - WIRE ROPES
  - HYDRAULIC OIL
- TRACTION ELEVATION SYSTEMS
  - TRACTION MACHINES
  - CAR SLINGS
  - COUNTERWEIGHT SLINGS
  - GOVERNORS
  - GUIDE RAILS
  - WIRE ROPES



Head offices - Export Sales: Kilkis Industrial Area, P.O. Box 25, Post Code 61 100, Kilkis, Greece,  
Operator: +30 23410 38 100, Fax: +30 23410 38 200, **E-Mail: headoffice@kleemann.gr**



Kilkis Industrial Area, Post Code 61 100, Kilkis, Greece, Operator: +30 23410 75 730, Fax: +30 23410 75 733,  
**E-Mail: commercial@klefer.gr, www.klefer.gr**



Yukari Dudullu, Türker, Cad No 34 34775, Ümraniye Istanbul TÜRKIYE, Tel.: +90 216 4662267, Fax: +90 216 4662285,  
**E-Mail: info@kleemanturk.com**



Golubinačka b.b, Šimanovci, Beograd Serbia - Montenegro, Tel/fax (+381 22) 80-280, 80-090,  
**E-Mail: office@kleemann.co.yu**



63 Marasesti Blvd. Sector 4, Bucharest, Romania, Tel.: 0040 21 3367739, Fax: 0040 21 3374428

[www.kleemann.gr](http://www.kleemann.gr)